



COMPACT GASTRONORM COUNTERS

MANUAL OF INSTRUCTIONS FOR USE AND INSTALLATION



MODELS: ME1000PIZZA	ME1000KB	TABLES: <i>Gastronorm 1/1 Salad Preparation Table</i>
----------------------------	-----------------	---



ME1000KB



ME1000PIZZA

General Strengths

- ✓ **Sanitation.** The interior cabinet is built with rounded corners (extensive radius for easy cleaning). Quick ability to take off shelves and slides for interior cleaning. Each cabinet has a drain at the bottom of the unit. When cleaning the unit make sure the drain hose is routed to a floor drain.
- ✓ **Doors / Drawers.** Self-closing door system with permanent pressure. Stay open feature included when door remains open after 95 degrees. All doors and drawers include triple chamber door gaskets, easy to remove and snap in. Doors are field reversible.
- ✓ **Control systems.** Higher precision in managing temperature settings. Greater ability to adjust of temperature ranges as per the end user's requirement.
- ✓ **100% Tested.** All condenser units are tested 100%, in helium chambers to refrigerant leak detections.
- ✓ **Certified.** AENOR audited and certified by internationally recognized firm. ISO 9001:2008 (Quality); ISO 14001:2004 (Environmental); OSHAS 18001:2007 (Prevention and Worker Safety). Audited and Certified by **INTERTEK** for compliance with UL 471 and NSF 7.

MODELS	Dimensions (mm)			Nº Doors	Nº Shelves	Chamber Volume (L)	Gross Volume (L)	Regimen Temp. (°C)	Ref.	Ref. Weight (gr.)	Net Weight (Kg.)
	Width	Depth	High								
ME1000PIZZA	978	700	865 1129	2	2	230	592 773	0 °C / +6°C	R134a	165	155
ME1000KB	978	700	1125	2	2	230	770	0 °C / +6°C	R134a	165	110

WE RESERVE THE RIGHT TO CHANGE SPECIFICATIONS WITHOUT PRIOR NOTICE

MODELS: ME1000PIZZA	ME1000KB	TABLES: <i>Gastronorm 1/1 Salad Preparation Table</i>
----------------------------	-----------------	---

STANDARD FEATURES

➤ Exterior

- AISI 304 Stainless Steel,
- Completely injected compact structure.
- Adjustable legs up to 200 mm, allowing total unit height of 900 mm.
- Granite worktop with glass protection (Pizza),
- Important, the trays should contain previously refrigerated product.

➤ Interior

- AISI 304 Stainless Steel.
- Wide rounded corners to aid cleaning.
- Drain inside the cabinet.

➤ Doors

- Doors with integrated handle and blocked opening hinge.
- Interior of door inserted with a triple chamber door gasket easy to remove.
- Possibility of changing the opening sense of the doors.
- Door clearance of 375x526 mm.

➤ Insulation

- Insulation by free CFC's polyurethane foam high-pressure injected with density 40 Kg/m³.
- Zero ODP and Low GWP.

➤ Shelves

- Interior shelves of 325x530 mm.
- Guides and shelves easy to take off for cleaning.

➤ Refrigeration

- Temperature and defrost regulated by a digital controller.
- System of ventilated condensation *INFRICOOL*®.
- System of Forced Evaporation.
- Evaporative pan-stainless steel.
- Evaporator coil coated with anti-corrosion material.
- Climate class 4 (30°C, 55HR).

➤ Electrical

- Electrical connection: 220 V / 1 ph / 50 Hz



OPTIONAL

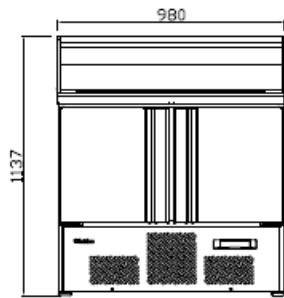
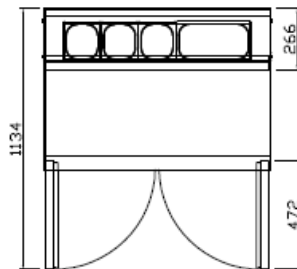
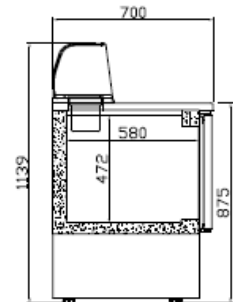
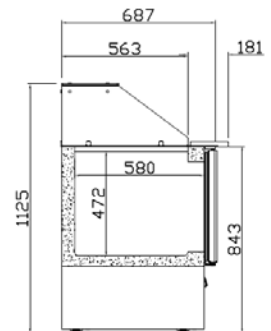
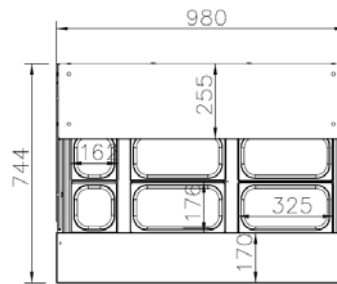
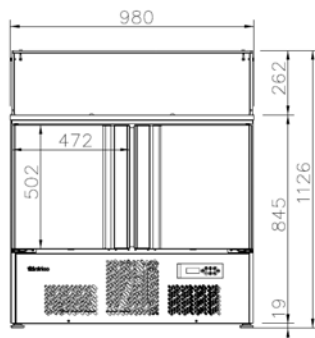
- | | | |
|---|---|---|
| <input type="checkbox"/> Wire shelf, | <input type="checkbox"/> Trays kit ME 1000 Pizza, | <input type="checkbox"/> Electrical connection 220 V / 1 ph / 60 Hz., |
| <input type="checkbox"/> Set of guides, | <input type="checkbox"/> Glass door (unit), | <input type="checkbox"/> Electrical connection 115 V / 1 ph / 60 Hz. |
| <input type="checkbox"/> Lock, | | |

MODELS	Dimensions Palletizing (mm)			Crated Weight (Kg.)	Power (W)	Comp. (HP)	Cooling Power (W to -10°C)	Cons. (kWh/24h)	Inten. (A)	Level Noise (dB)	Container 20'/40'/40'HC	Trailer
	Width	Depth	High									
ME1000PIZZA	1580	800	1300	185	424	1/5	254	2,61	2,41	53,7	7 / 15 / 30	50
ME1000KB	1080	800	1180	120	424	1/5	254	2,61	2,41	53.7	28 / 56 / 56	72

WE RESERVE THE RIGHT TO CHANGE SPECIFICATIONS WITHOUT PRIOR NOTICE

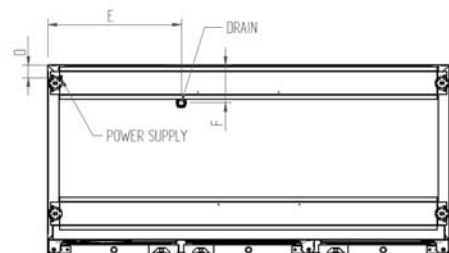
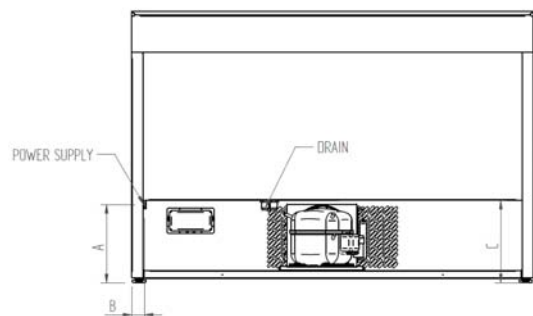
MODELS: ME1000PIZZA	ME1000KB	TABLES: <i>Gastronom 1/1 Salad Preparaiton Table</i>
----------------------------	-----------------	--

PLAN VIEW

ELEVATION

PLAN VIEW

RIGHT VIEW

ME1000PIZZA

ME1000KB

CONNECTIONS

MODELOS	A (mm)	B (mm)	C (mm)	D (mm)	E (mm)	F (mm)
ME1000PIZZA	286	45	302	46	487	137
ME1000KB	286	45	302	46	487	137



Review: 01 Date: 12/11/2013

WE RESERVE THE RIGHT TO CHANGE SPECIFICATIONS WITHOUT PRIOR NOTICE